

EN

STARLIKE® EVO



LITOKOL®

> Index

Zherorisk® Project	4
Why EVO	7
Starlike® EVO	24
Over 150 finishes	54
Technical data	60
Advantages	63
Packaging	64
Application phases	66
You may also need	66

➤ breathe safe air



ZHERORISK®
EVOLUTION TECHNOLOGY

Zherorisk® is a research initiative by Litokol's R&D division with the participation of the University of Modena and Reggio Emilia, the DICAM (Department of Civil, Chemical, Environmental, and Materials Engineering) of Bologna and external research institutes, on raw materials and ways of combining them, aimed at developing an innovative generation of environmentally-friendly building products with "zero risks".

Zero risk for the user



- ✓ Given that most VOC emission occurs during application, the use of products with ultra-low VOC emission increases the safety of professional users; the lack of pungent and unpleasant odours makes the workplace much more comfortable.



- ✓ Non corrosive
- ✓ Non toxic
- ✓ Non-hazardous to the environment

Zero risk for the environment



- ✓ Renewable primary materials
- ✓ Recycled materials
- ✓ Lower energy consumption
- ✓ Lower CO₂ emissions
- ✓ Reduced consumption of basic materials

Zero risk for homes



- ✓ Very low VOC emissions: safeguarding the quality of air in homes and the health of those who live there.

Zero risk in transportation



- ✓ Product not subject to restrictions for road, sea, air and rail transport
- ✓ No ADR restrictions for road transport
- ✓ No IMO containers for transport by sea

Certifications




EC1 PLUS

Litokol products with Zherorisk® technology come with EMICODE EC1 PLUS certification and labelling, for “products with a very low volatile organic compound emission rate” in compliance with the guidelines issued by GEV (association for the control of building material emissions), **with much lower values than the limit values.**



Émission dans l'air intérieur

“Émission dans l'air intérieur” is the mandatory labelling of building products or wall and floor covering products used in buildings, in accordance with the French regulation on the characteristics of volatile pollution emissions (VOC) for the product. The product emission level is indicated by a class ranging from A+ (very low emissions) to C (high emissions), according to the same principle used for electrical appliances.





With Zherorisk® technology
Starlike® grout for joints
becomes Starlike® EVO

why
EVO
?






why
EVO
?



**because of the 150 plus
colours available**

and **total colour *fusion***
on all materials





The image features a dark, vertically-grained wood texture as a background. At the top, there is a horizontal row of ten vertical color swatches, each with rounded ends. The colors transition from light to dark from left to right: white, light pink, light orange, yellow, light grey, light green, medium brown, dark brown, dark grey, and black. Centered in the lower half of the image is the text "wood effect mood" in a white, serif font.

wood effect
mood





**natural stone
mood**



cement effect
mood








for the extreme fineness of the sintered quartz micro granules

with Litokol exclusive technology



**STANDARD GRAIN
SIZE**



FINE GRAIN SIZE



**QUARTZ MICRO GRANULES,
COATED IN SINTERED COLOUR**



why
EVO
?



**because of the fluid
application and**

easy cleaning





why
EVO
?



**because such a
smooth and compact
joint**

has **never been seen** before





because it is eco-compatible and

safe for operators, the environment and
transportation

EVO products are a guarantee of safety
for the health of operators, air quality
in homes and goods transportation.

Non corrosive. Non toxic.
Non-hazardous to the environment.
ADR-Free. No IMO container.



Starlink

Class
COLDCOLLECTION

Class
WARMCOLLECTION

le® EVO

Glam
COLLECTION

Special
EFFECTS COLLECTION



215 **tortora**

225 **tabacco**

230 **cacao**




208 **sabbia**

> endless beige

208 **sabbia**

210 **greige**

Class
WARMCOLLECTION



310 azzurro polvere

> not just light blue

300 azzurro pastello

310 azzurro polvere

320 azzurro caraibi



Glam
COLLECTION



130 grigio ardesia

140 nero grafite

145 nero carbonio

➤ simple black and white



140 nero grafite

Class
COLDCOLLECTION

➤ modern contrasts






100 bianco assoluto

102 bianco ghiaccio

105 bianco titanio



100 bianco assoluto



115 grigio seta

➤ stylish joints





110 grigio perla

115 grigio seta

120 grigio piombo

110 grigio perla

105 bianco titanio

Class
COLDCOLLECTION



> Crystal transparent



700 crystal

Special
EFFECTS COLLECTION

> sophisticated white

100 bianco assoluto

102 bianco ghiaccio

105 bianco titanio




Class
COLDCOLLECTION




➤ warm surfaces



110 grigio perla



105 bianco titanio



110 grigio perla




115 grigio seta



120 grigio piombo





550 rosso oriente

580 rosso mattone

600 giallo vaniglia

> spotlight on grouts



➤ colour in stone



530 viola ametista



580 rosso mattone



600 giallo vaniglia



430 verde pino





with Starlike[®] EVO one-of-a-kind mosaic- tiled swimming pools

To grout mosaic-tile swimming pools, specialists the world over choose Starlike[®] EVO.

For these special applications, Litokol draws on all its experience

with customised tests and research for the most suitable solutions based on a variety of materials.



320 azzurro caraibi

330 blu avio

340 blu denim


410 verde smeraldo



➤ reflected patterns

A photograph of a stone archway illuminated with blue light, leading to a pool of water. The archway is constructed from large, rough-hewn stones. The lighting is dramatic, with the archway and the surrounding walls bathed in a deep blue glow. The pool of water in the foreground is also illuminated with blue light, creating a shimmering effect. The overall atmosphere is mysterious and serene.

➤ immerse
in blue



330 blu avio


340 blu denim

350 blu zaffiro

Glam
COLLECTION

An underwater photograph of a swimming pool. The pool floor is covered in small, light blue mosaic tiles. Several people's legs and feet are visible, extending from the water's surface down to the tiles. The water is clear and blue. In the lower right quadrant, there is a circular, white, recessed light fixture embedded in the tile floor. The overall scene is brightly lit, creating a shimmering effect on the tiles and water.

> dappled light



320 azzurro caraibi

330 blu avio

340 blu denim

350 blu zaffiro


410 verde smeraldo



➤ Over 150 finishes

Class
COLDCOLLECTION


10 new shades, studied in minute detail to adapt to any **shade of grey**



100 Bianco Assoluto



102 Bianco Ghiaccio



105 Bianco Titanio



110 Grigio Perla



115 Grigio Seta



120 Grigio Piombo



125 Grigio Cemento



130 Grigio Ardesia



140 Nero Grafite



145 Nero Carbonio

Class
WARMCOLLECTION

gradual transition through 10 **warm shades**, all carefully balanced



200 Avorio



202 Naturale




205 Travertino



208 Sabbia



210 Greige



215 Tortora



225 Tabacco



230 Cacao



232 Cuoio



235 Caffè

The glitter finishes **Galaxy** (pearl effect), **Spotlight** (silver glitter) and **Gold** (gold glitter) mixed in as the third component to Starlike® EVO (Class and Glam Collection), allow you to obtain grouting with one-of-a-kind and exclusive effects.



Glam

COLLECTION

15 on-trend colours and sophisticated colour combinations



300 Azzurro Pastello



310 Azzurro Polvere



320 Azzurro Caraibi



330 Blu Avio



340 Blu Denim



350 Blu Zaffiro



400 Verde Salvia



410 Verde Smeraldo



420 Verde Prato



430 Verde Pino



500 Rosa Cipria



530 Viola Ametista



550 Rosso Oriente



580 Rosso Mattone




600 Giallo Vaniglia



Special

EFFECTS COLLECTION

The Starlike® EVO collections are completed by a special range of colours, materials and effects which can also be combined with ceramic tiles or ultra-sophisticated mosaics, both in terms of aesthetic appeal and the type of material used.



Metallic Platinum

Starlike® EVO Metallic Collection

With the **Platinum, Shining Gold, Bronze, Copper and Rusty** additives mixed in as the third component to **Starlike® EVO Neutro 113**, top-quality joints are obtained to match ceramic tiles or mosaics with metallic effects and colours.



Platinum



Shining Gold



Bronze



Rusty




Copper

Starlike® EVO Night Vision

The **Night Vision** additive mixed in as the third component to Starlike® EVO allows you to obtain grouting which, after being exposed to sunlight or artificial light, emanates an amazing **fluorescent colour** for several hours after dark. The Night Vision additive, for indoor-use only, illuminates the joints with its spectacular and eye-catching effect.



Night Vision




Starlike® Crystal EVO

Based on aggregate made from glass beads, Starlike® Crystal EVO is the perfect solution for grouting transparent and artistic glass mosaics. The translucent joint absorbs the colour of the transparent glass mosaics and takes on the same colour. This property makes Starlike® Crystal EVO the ideal grout for transparent glass mosaics with joints up to 3 mm in width. Thanks to its neutral colour and semi-transparent appearance, Starlike® Crystal EVO is also the recommended solution for artistic mosaics because it does not change the colours of the composition or interfere with the image.



700 Crystal



700 Crystal

Starlike® ColorCrystal EVO

While Starlike® Crystal EVO is used exclusively for grouting transparent or artistic glass mosaics, with Starlike® ColorCrystal EVO it is possible to achieve tone-on-tone grouting for mosaics that are not completely transparent or consist of both transparent and opaque tiles, which are difficult to harmonise with traditional grout. The Starlike® ColorCrystal EVO colours have been designed to adapt to decorative situations featuring a combination of different materials.



800 Grigio Oslo



810 Verde Capri



820 Azzurro Taormina



825 Beige Havana



830 Rosa Kyoto



825 Beige Havana



Starlike® EVO is the only product in the world that can be used in 3 different ways:



1 - epoxy filler for joints;



2 - class R2T adhesive

(improved reactive adhesive with no vertical slip);



3 - decorative finish for walls

(with Decor additive).

Starlike® EVO is a two-component, acid-resistant epoxy grout for laying and grouting ceramic tiles and mosaics with joints between 1 and 15 mm in width. It is extremely easy to apply and clean and is ideal for direct contact with foodstuffs.

As an adhesive, it is particularly recommended in the case of installation of thin mosaic. As a smoother, it creates unique decorative solutions, smoothing the walls with the same colour as the grouting.



...e stucco piastre
...e color uniforme e
...e

... and grouting of tiles
... and durable joints.

... le collage et le
... et facile à entretenir
... Risques de danger!

... Verkleben und
... und einfache
... Gefahrenabweiser!

... rețeați plăcuțe
... de color uniforme
... rezistență.

... и затирки
... устойчивой.
... плитных

... для укладки
... участка, для
... .

... of tiles
... and grouting

STARLIKE® EVO



RG EN 13888	

Comp.A: 4,7 kg
Comp.B: 0,3 kg

ZHERORISK
EVOLUTION TECHNOLOGY



LITOKOL

HI-PERFORMANCE BUILDING PRODUCTS

Net weight content (A+B)

5 kg

Identification data

Appearance Component A: thick coloured paste
 Component B: thick liquid

Classification according to EN 13888:

RG – reactive grout sealant

Classification according to EN 12004:

R2T - high-performance reactive adhesive
and no vertical slip

Customs code:

35069190

Storage:

24 months in original packaging in a dry place.

Application data

Time before grouting floor application:

- with normal-setting adhesive: 24 hours
- with fast-setting adhesive: 4 hours
- with mortar: 7-10 days

Wall application

- with normal-setting adhesive: 24 hours
- with fast-setting adhesive: 4 hours
- with mortar: 2-3 days

Mixing ratios:

Component A: 93.7 parts by weight

Component B: 6.3 parts by weight

The two components are pre-measured in their respective packaging

Mix consistency:

Thixotropic paste

Specific gravity of mix

1.55 kg/l

Mixture life:

About 1 hour at T = +23°C

Application temperatures allowed:

From +10°C to +30°C

Recommended application temperature:

From +18°C to +23°C

Set to light foot traffic:

24 hours at T = +23°C

Ready for use:

5 days at T = +23°C

Joint width:

From 1 to 15 mm

Made In Italy



Performance

Initial shear adhesion strength (EN 12003): $\geq 2 \text{ N/mm}^2$

Shear adhesion strength after water immersion (EN 12003):
 $\geq 2 \text{ N/mm}^2$

Shear adhesion strength after thermal shock (EN 12003): $\geq 2 \text{ N/mm}^2$

Open time (EN 1346): $\geq 0.5 \text{ N/mm}^2$ after 20 minutes

Determination of slip (EN 1308): $\leq 0.5 \text{ mm}$

Resistance to abrasion (EN 12808-2): $\leq 250 \text{ mm}^3$

Flexural tensile strength after 28 days at standard conditions (EN 12808-3): $\geq 30 \text{ N/mm}^2$

Compressive strength after 28 days at standard conditions (EN 12808-3): $\geq 45 \text{ N/mm}^2$

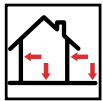
Shrinkage (EN 12808-4): $\leq 1.5 \text{ mm}$

Water absorption after 4 hours (EN 12808-5): $\leq 0,1 \text{ g}$

Working temperature: From - 20°C to +100°C



> the benefits of Starlike® EVO



BEAUTY AND STRENGTH IN ALL RESIDENTIAL SETTINGS



GROUTING THAT IS RESISTANT TO THE MOST EXTREME INDUSTRIAL APPLICATIONS



FOR PUBLIC AND COMMERCIAL FLOORS WITH HEAVY FOOTFALL



WATERPROOF JOINT: STAIN AND DIRT PROOF



GROUTING IN DIRECT CONTACT WITH CHEMICAL OR AGGRESSIVE SUBSTANCES



EASY-TO-CLEAN JOINTS THAT DO NOT ABSORB LIQUIDS AND STAINS



EASY-TO-CLEAN EVEN FOR APPLICATIONS ON VERY ROUGH R12 TILES



RESISTANT TO UV RAYS



IDEAL FOR CONTACT WITH FOODSTUFFS

> Packaging



Class
COLDCOLLECTION

Class
WARMCOLLECTION




Packaging	1kg	2,5 kg	5 kg
Starlike® EVO Class Cold Collection	✓*	✓	✓
Starlike® EVO Class Warm Collection	✓**	✓	✓

(*) 100 Bianco Assoluto - 110 Grigio Perla - 125 Grigio Cemento - 140 Nero Grafite
 (***) 205 Travertino - 210 Greige - 225 Tabacco - 230 Cacao

Packaging	1kg	2,5 kg	5 kg
Starlike® EVO Finishes	✓	✓	✓





Packaging	1kg	2,5 kg	5 kg
Starlike® EVO Decor	✓	✓	

Glam
COLLECTION




Packaging	1kg	2,5 kg	5 kg*
Starlike® EVO Glam Collection		✓	✓

(*) 300 Azzurro Pastello - 310 Azzurro Polvere - 320 Azzurro Caraibi - 330 Blu Avio - 340 Blu Denim
 350 Blu Zaffiro - 400 Verde Salvia - 430 Verde Pino

Packaging	1kg	2,5 kg	5 kg
Starlike® EVO Finishes		✓	✓



Packaging	1kg	2,5 kg	5 kg
Starlike® EVO Decor		✓	

Special

EFFECTS COLLECTION



Packaging	1kg	2,5 kg	5 kg
Starlike® EVO - 113 Neutro		✓	✓



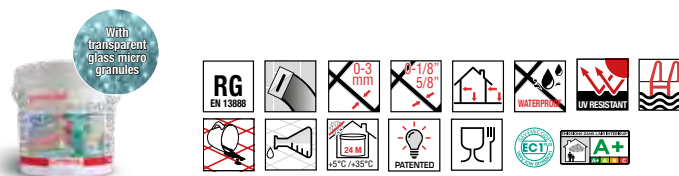
Packaging	1kg	2,5 kg	5 kg
Starlike® EVO Metallic Collection Platinum, Shining Gold, Bronze, Copper, Rusty		✓	✓



Packaging	1kg	2,5 kg	5 kg
Starlike® EVO Decor		✓	






Packaging	1kg	2,5 kg	5 kg
Starlike® Crystal EVO	✓	✓	✓





Packaging	1kg	2,5 kg	5 kg
Starlike® Color Crystal EVO		✓	



Application phases:



- 1  Empty the entire contents of the catalyst (B) onto the paste (A).



- 2   Special finishes: pour the additive onto the paste and mix slowly.


- 3  Mix using an electric drill fitted with a mixing paddle. Scrape the sides of the bucket to eliminate all parts of non-catalysed product.


- 4  The joints must be dry. Apply the paste in the joints using a green rubber float (art. 946GR), with diagonal movements in the direction of the joints. Remove the excess product.

- 5   The grout must be cleaned while the product is still wet. Sprinkle clean water. Clean initially using a moistened white felt pad (art. 109/GBNC) making circular movements. Ensure no water enters the joints.

- 6   Clean a second time with a sweepex sponge (art. 128G0001).


- 7   Any stains of the transparent product can be removed after 24 hours or, in any case, after the joint has hardened. Use Litonet EVO (floors) and Litonet Gel EVO (walls). Spread Litonet EVO or Litonet Gel EVO with the white felt pad.

- 8  Leave on for 15-30 minutes. Rub the surface with the white felt pad.

- 9  Rinse with clean water. Dry immediately with a clean cloth and do not wait for the rinse water to evaporate.

You may also need:

946GR



128G0001



109GBNC



Litonet EVO
Litonet Gel EVO



Litostrip



Litonet PRO

